

# data

*information*

2nd: Mod. 7

Favorite Sports	
Baseball	9
Basketball	6
Tennis	8
Soccer	5
Swimming	2
Skating	3

# survey

*information collected from others  
by asking a question and recording  
the data*

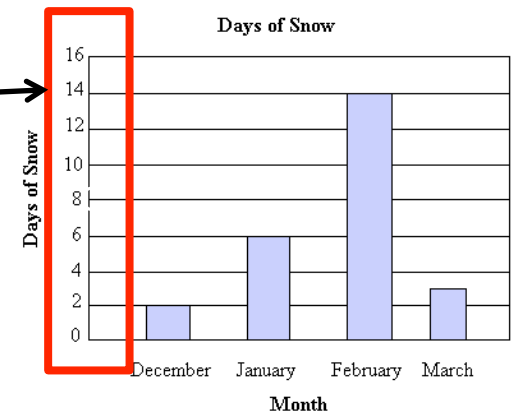
2nd: Mod. 7

Yellow	////	4
Red	###	5
Blue	### /	6
Green		1
Pink	////	4

# scale

*a number line used to indicate  
the various quantities represented*




2nd: Mod. 7



# legend

*explains what symbols represent*

Number of Books Read


Jeremy	
Judy	
David	
Kelly	
Emily	

2nd: Mod. 7

Each  stands for 5 books.

# symbol

*a picture that represents something*



2nd: Mod. 7

# table

*representation of data using rows and columns*

2nd: Mod. 7


Favorite Subjects

Subject	Votes
Science	12
Math	9
History	15
Art	18

# picture graph

*a graph a symbol or picture to represent data*

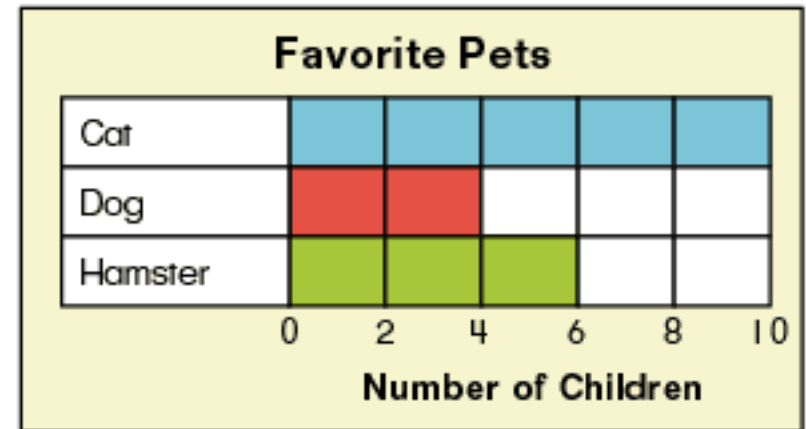
2nd: Mod. 7



# bar graph

*a graph with bars colored in*


2nd: Mod. 7



# line plot

*a graph that displays data on a number line*

2nd: Mod. 7



# endpoint

*the ends of a line segment*



2nd: Mod. 7

# coins

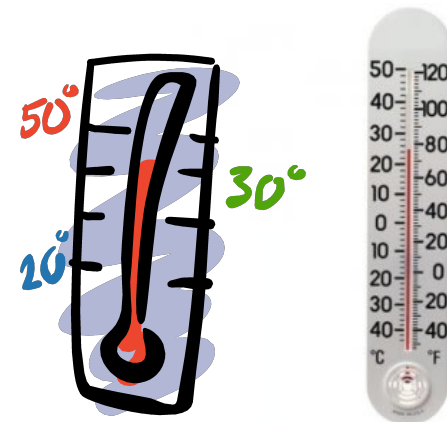
*penny, nickel, dime, quarter*



2nd: Mod. 7

# thermometer

*tool used to measure temperature*



2nd: Mod. 7